

"GOD IS NOT THE AUTHOR OF CONFUSION, BUT OF PEACE"

1. Confusion – What does it mean to be confused? Talk about times when you've been confused about something. Does God want us to be confused about His plan for us? Explain that some people in Bible times were confused about what will happen to us after we die. Read/summarize/discuss 1 Corinthians 14:33. God wants us to have peace and understand His plan instead of being confused about it, so He teaches us the truth about things.
 - *You could also play some kind of new game with them (maybe one of these <https://www.activityshelter.com/pencil-and-paper-games-for-kids-for-early-literacy/>), but don't explain it to them at first. Help them see that things go more smoothly when we know more about it. Similarly, in our lives, Heavenly Father doesn't want us to be confused about things. He wants us to know as much as we can so things can go smoothly. That's why He gives us so many things to help us (the Holy Ghost, scriptures, prophets, etc.).*
2. Plan of Salvation Pictures– Show pictures of the plan of salvation from *The Friend* (below). Point out where the Earth is. Remind them that right now we're on Earth and we have a spirit AND a body. Use the body/spirit mittens from the August 5-11 lesson to review that our spirits are inside of our bodies (<https://emiscrafty.files.wordpress.com/2019/08/cfm28b.pdf>).
 - Premortal Life and Earth: Point to the premortal life picture. Have them hold up the spirit mitten without the body. Remind them that before we were born on Earth, we had a spirit but not a body. When we came to Earth, our spirits got bodies. Point to the earth picture again and put spirit mitten inside the body mitten. Remind them that the reason our bodies can move is because of the spirit inside of them.
3. Death – Show pictures of family members or other people we know who have passed away. My girls haven't had anyone they know super well pass away yet, so we'll probably spend a little time sharing stories/pictures of grandparents who passed away before our girls were born.
 - Spirit World: When these people passed away, what happened to their spirits and bodies? Use the mittens again to represent this. Point to the spirit world picture and explain that when people die, their spirits and bodies are separated. Take the spirit mitten out of the body mitten and remind them that the bodies can't move without the spirits. Their spirits can still move even though they're separated from the body (and even though we might not see them anymore). They go to the spirit world.
 - Resurrection: Show the resurrection picture of Jesus coming out of the tomb and review the Easter story with them. Have them say "resurrection" and remind them that when we're resurrected, our bodies and our spirits come together again. Show this using the mittens.
 - Christ: Read 1 Corinthians 15:22 and have them listen carefully to see who makes it possible for us to be alive again after we die. (Christ) Remind them of how important Christ is to us. Not only did He make it so we can become clean from our sins, but He also made it so we can all live again after we die (we'll be resurrected).
 - 1 Corinthians 15:55 talks about the "sting" of death. What does it feel like to get stung? It's normal to feel hurt and sadness when people die. 1 Corinthians 15:57 reminds us that Christ gives us victory over death.
 - Song: Listen to/discuss hymn "I Know That My Redeemer Lives" <https://www.youtube.com/watch?v=Jx6Y9nxnwos> . Just like Christ came back alive after He died, we know that all of us will also live again after we die because Christ broke the bands of death.
 - Story: Read "Comforting Lucy" from *The Friend* <http://media.ldscdn.org/pdf/magazines/friend-september-2009/2009-09-24-comforting-lucy-eng.pdf> .
4. Steps to Celestial Kingdom Activity– Remind them that Heavenly Father loves us lots, and even though we can't see Him right now, He wants us to live with Him again after we die. He has given us a path for us to get back to Him. Show sun, moon, and star pictures on the plan of salvation sheet and ask which shines the brightest. Read 1 Corinthians 15:41 and explain that these represent the kingdoms we can live in after we are resurrected. The celestial kingdom is where we can be with Heavenly Father and our families.
 - Activity: Set out the paper with the sun that says celestial kingdom. What are some things we need to do so that we can enter the celestial kingdom? Cut out the rectangle steps and set them in a line (with

spaces in between them) to make a path toward the celestial kingdom. Let the kids step on them one at a time as they follow the path. Talk about each one in as much depth as needed. The steps on the right-side column are from President Monson's talk (this talk includes more in-depth details as well):

<https://www.churchofjesuschrist.org/study/friend/2006/05/come-listen-to-a-prophets-voice-follow-the-signs?lang=eng>.

5. **Baptisms for Dead** – Not everyone is able to get baptized before they die. Does that mean those people can't live with Heavenly Father in the celestial kingdom? Explain that because Heavenly Father loves everyone, He made it possible for those people to live with Him too. Show picture of temple baptism font <http://thisweekinmormons.com/2017/08/church-history-lesson-30-prisoners-shall-go-free/mormon-temple-baptismal-font/> and explain that when we're 12, we can go to the temple to be baptized for people who died without being baptized. Those people can decide if they want to accept the baptism or not.
 - If your kids are close to being 12 years old or curious about the details of going to the temple, this article in *The Friend* walks them through the steps of everything for it: https://www.churchofjesuschrist.org/bc/content/shared/content/images/magazines/friend/2019/09/september-2019-friend-magazine-jesus-christ_2273269.pdf
 - If time/interest: Read some of these stories/tips about baptisms for the dead from *The Friend* <https://www.churchofjesuschrist.org/children/resources/topics/baptism-for-the-dead?lang=eng>.
6. **Resurrected Body Mobile**– Review what it means to be resurrected. Alma 11:44 explains that everyone will be resurrected. What will our resurrected bodies be like? Print up the resurrected body mobile. Let them color each part as you read/discuss it, and then put it together with string/yarn/ribbon.
7. **Celestial Slushies** - Make yellow sunshine-colored slushies to remind us that we can live with Heavenly Father and Jesus in the celestial kingdom someday. https://www.churchofjesuschrist.org/bc/content/shared/content/images/magazines/friend/2018/02/february-2018-friend-magazine-mormon_2037227.pdf

Additional Ideas:

Story, tips for what to do when someone you love dies <http://media.ldscdn.org/pdf/magazines/friend-march-2016/2016-03-24-fishing-buddies-eng.pdf>

What Do People Do After They Die? <http://media.ldscdn.org/pdf/magazines/friend-november-2017/2017-11-20-what-do-people-do-after-they-die-eng.pdf>

I Love to See the Temple Booklet <https://www.churchofjesuschrist.org/study/liahona/1993/02/sharing-time-a-temple-is-the-house-of-the-lord?lang=eng>

Temple Preparedness Game <http://fashionsbylynda.com/blog/wp-content/uploads/2012/04/Temple-preparedness-game.pdf>

Baptism for the Dead stories and tips <https://www.churchofjesuschrist.org/children/resources/topics/baptism-for-the-dead?lang=eng>

Lots of other great ideas <https://www.theredcrystal.org/post/come-follow-me-god-is-not-the-author-of-confusion-but-of-peace-sept-2-8>

Plan of Salvation Pictures:


Premortal Life
D&C 138:55–56



Earth Life
D&C 59:23




Spirit World
D&C 138:5–15



Resurrection
D&C 88:14–17



Final Judgment
2 Nephi 9:15–17



Steps to Celestial Kingdom Activity: Cut out the rectangle steps and set them in a line to make a path toward the celestial kingdom. Let the kids step on them one at a time as they follow the path and each one is discussed.



FAITH IN JESUS



CHOOSE GOOD FRIENDS



REPENTANCE



ASK PARENTS FOR HELP



BAPTISM




STUDY THE GOSPEL



HOLY GHOST



OBEY THE COMMANDMENTS



TEMPLE



SERVE WITH LOVE



ENDURING TO THE END




PRAY WITH PURPOSE



Because of Jesus Christ, I will be Resurrected.




Cut out and hole
punch the gray dots.
Feed string through
the holes and tie to
create a mobile.
Pictures on
therecrystal.org



My spirit will unite with my body and
never be separated again.

Alma 11:45




My resurrected body will become
immortal (it won't be able to die
anymore).


Alma 11:45



***Because of Jesus
Christ, I will be
Resurrected.***



Cut out and hole
punch the gray dots.
Feed string through
the holes and tie to
create a mobile.
Pictures on
therecrystal.org




My spirit will unite with my body and
never be separated again.

Alma 11:45



My resurrected body will become
immortal (it won't be able to die
anymore).

Alma 11:45



My resurrected body will be perfect. Not
even a hair of my head will be lost!

Alma 11:44



My resurrected body can shine in glory
like the sun, if I made good choices.

1 Corinthians 15:40-41