

August 26-September 1 1 Corinthians 8-13

"YE ARE THE BODY OF CHRIST"

1. Rainbow Coloring Page- Give each person one or two colors of the crayons that are needed to color the rainbow picture. Make sure everyone has different colors. Show them the rainbow coloring page. Read the colors that should be on each stripe of the rainbow. Ask one family member if they would be able to color the whole picture with the color(s) that they have. Could the person with the yellow crayon color the whole picture by themselves? Etc. Help them see that we're going to have to work together to color in this picture. Remind them of what "unity" means. Just like we all have different crayon colors, everyone is different from each other, but when we work together, we can do great things.
2. Body of Christ (Unity is not Sameness)- Paul taught that members of the church are "baptized into one body," and every body part is needed. When one member is lost, it's like losing a limb, and the body is weaker as a result. Without members of diverse gifts and abilities, the body would be limited. (CFM manual)
 - Sing "Head, Shoulders, Knees, and Toes." Talk about our body parts and what each one is used for. Help them see that even though each body part is different, they're all important.
 - Show pictures of bodies (on page below) made of only eyes/feet/etc. If you had to choose to have your body be like one of these, which one would you choose? Help them see that it would be hard to actually do things if our bodies didn't have lots of different body parts. How could we eat food if our bodies had only eyes? How could we see where we were going if our body only had feet? Give some more silly examples: What if our body was made of only tongues/eyelashes/etc.
 - Compare this to people. We're all different but important. What are some things we do together with other church members (take the sacrament, go to primary, etc.)? With other family members/neighbors/etc.? Even though we do some of the same things, that doesn't mean we're all exactly the same. Talk about ways people can be different from each other.
 - Read/discuss/summarize 1 Corinthians 12:12-27.
 - Body of Christ Activity: Follow instructions here to show how just like every part of an actual body is important, we're a part of the church body and every one of us is important to Jesus.
<https://www.intentionaldabblings.com/body-of-christ-activity-for-kids/> . Just because we can't do things exactly the way our friend does doesn't mean we're not important. Everyone has something they're good at just like every body part has something it's good at.
3. My Gifts and Talents- Look at this "What Are Your Spiritual Gifts" page from *The Friend*. Talk about specific gifts and talents we've noticed in each other. <https://www.churchofjesuschrist.org/study/friend/2017/03/what-are-your-spiritual-gifts?lang=eng>. More gifts are also listed in D & C 46:11-26. Elder Bruce R. McConkie taught that "spiritual gifts are endless in number and infinite in variety," so the things listed in these scripture verses and page from *The Friend* aren't the only possibilities of gifts we can have. Elder Marvin J. Ashton also mentioned some other spiritual gifts: the gift of asking, listening, avoiding contention, seeking that which is righteous, not passing judgment, looking to God for guidance, caring for others, offering prayer, and bearing a mighty testimony.
 - D & C 46:11-12 says that we don't all have ALL of these gifts. You might be really good at something that someone else isn't good at. Someone else might be really good at something you're not good at. That doesn't mean you should be rude to them or feel bad. It just means we should all use the things we're good at to help others around us. Just like with the rainbow coloring activity, when we all used the crayons we had to work together, we were able to make a pretty cool picture. And just like our body is great because it has so many different parts that do different things, when we work together with other people who are different from us, more good things can happen.
 - Spin-the-Bottle: Everyone sit in a circle. Put a bottle/pencil/something with a pointy end in the middle. Take turns spinning it. Think of a gift you've noticed in the person it points to on your turn. Tell them what that gift is (what you think they're really good at). Encourage everyone to try to find ways to use their gifts to help

other people. *I saw this idea in a Facebook group but couldn't find the post again, so I'm not sure who to credit for this idea, but I thought it was great and fit into this lesson perfectly.*

4. Charity- Read 1 Corinthians 13:2 and tell them to listen carefully to hear what the most important gift is. The greatest gift we can get is charity. Charity is the pure love of Christ. Christ loves us perfectly, and He can help us love others as well. What are some things we might do if we love other people? Should we say mean things about other members of the body of Christ?
 - Charity Puzzle - Cut the red heart puzzle pieces apart. Put them in a pile upside-down and take turns pulling out one piece at a time. As each piece is chosen, read it and talk about what it means. Look at the "Charity is the pure love of Christ" page and find the picture that represents that phrase. Place on the correct spots until heart is complete.
 - Posters: If you have older kids, the manual also suggests assigning family members one of these phrases about charity. They can then teach the rest of the family about what that phrase means and make posters about that phrase to display in the house.
 - Video- watch/discuss "Pass it On" <https://www.churchofjesuschrist.org/media-library/video/2012-01-001-pass-it-on?lang=eng> . Remind them that having charity should lead to kind actions toward others.
 - Kid Examples- Show examples of kids being loving (bottom right pictures) <http://media.ldscdn.org/pdf/magazines/friend-february-2014/2014-02-22-following-jesus-be-loving-eng.pdf>
5. Resisting Temptation
 - Read 1 Corinthians 10:13. Explain what the words "tempted" and "temptation" mean. What are some things we are tempted to do sometimes? Is it hard to stay away from those things? How can we become better people when we choose the right? If you love others, does that mean you do anything they tell you to do? (not if they're trying to get you to make a bad choice)
 - Do the stop sign activity here <https://www.theredcrystal.org/post/come-follow-me-ye-are-the-body-of-christ-aug-26-sept-1>.
 - Listen to hear what Maria tried to tempt Bella to do and see if she made a good choice or not. https://www.churchofjesuschrist.org/bc/content/shared/content/images/magazines/friend/2014/05/chihuahua-choices-lds-friend-magazine_1241265_prt.pdf . Talk about how she resisted the temptation to lie to her mom even when it was hard and she thought she'd lose her friend.
 - Discuss how remembering Jesus can help us make good choices. What else can help you make good choices? (parents, scriptures, etc.)
6. House Craft/Board Game (I can love others)- Talk about specific ways we can show love to family and others we know.
 - Do either this house/hearts craft <https://www.churchofjesuschrist.org/study/iahona/1996/06/sharing-time-love-at-home?lang=eng>. or this board game https://www.churchofjesuschrist.org/bc/content/shared/content/images/magazines/friend/2019/03/march-2019-friend-magazine-mormon_2204217.pdf.
7. Pie with Hands Tied- try to eat pie with hands tied behind your back (or with a blindfold covering your eyes) to review that each body part is important just like each person is different but important.

Additional Ideas:

Gifts Chain Activity <https://www.churchofjesuschrist.org/study/friend/2003/03/gifts-from-god?lang=eng>

Finger Puppet story about using talents to help others <https://www.churchofjesuschrist.org/study/friend/1989/06/sharing-time-i-have-talents?lang=eng>

Ways to Say "I Love You" Board Game <https://www.churchofjesuschrist.org/study/friend/2019/03/lots-of-ways-to-say-i-love-you?lang=eng>

I Love You This Much card craft <https://www.churchofjesuschrist.org/study/friend/2005/02/for-little-friends/i-love-you-this-much-card?lang=eng>

Pictures for "I'll Walk With You" song <http://media.ldscdn.org/pdf/magazines/friend-february-2014/2014-02-24-ill-walk-with-you-eng.pdf>

Happy Hearts Cards <https://www.churchofjesuschrist.org/study/friend/2003/02/happy-hearts-club?lang=eng>

Heart Wreath (write nice things about family members on hearts) <http://media.ldscdn.org/pdf/lds-magazines/friend-february-2012/2012-02-10-bulletin-board-eng.pdf>


Random Acts of Kindness wall idea <http://media.ldscdn.org/pdf/magazines/friend-april-2015/2015-04-05-family-fun-time-kindness-eng.pdf>

Ways to Show I Care pictures <http://media.ldscdn.org/pdf/magazines/friend-february-2019/2019-02-0033-ways-to-show-i-care-eng.pdf>

Bouquet of charity hearts <https://www.1plus1plus1equals1.net/2014/01/love-activities-for-kids-1-corinthians-13/>

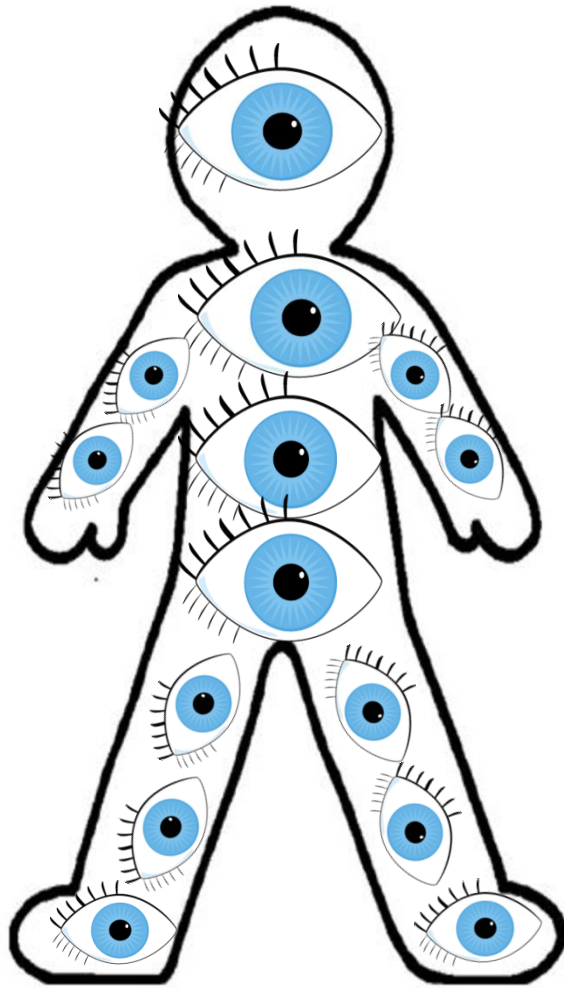
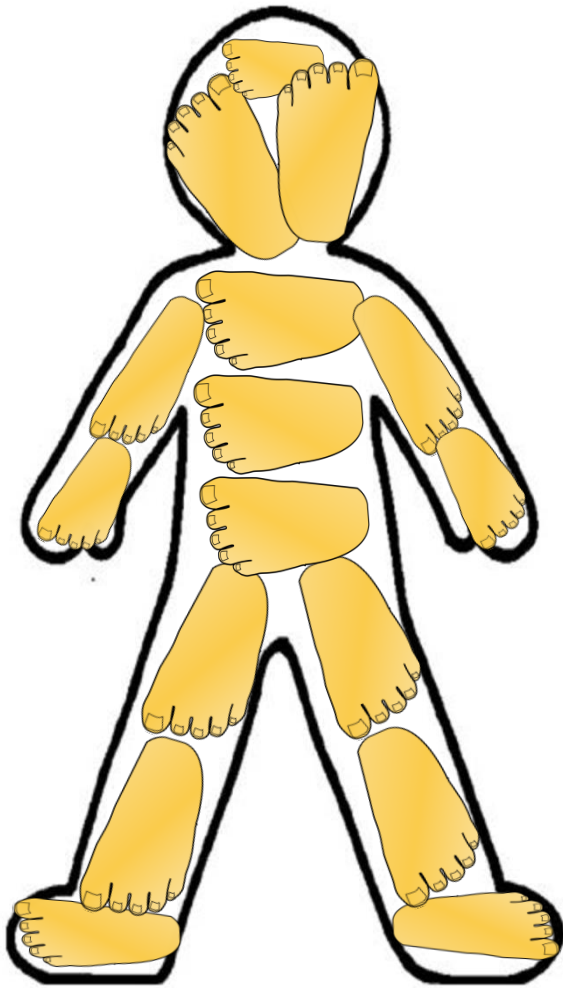
Lots of other great things <https://www.theredcrystal.org/post/come-follow-me-ye-are-the-body-of-christ-aug-26-sept-1>

Color the Rainbow

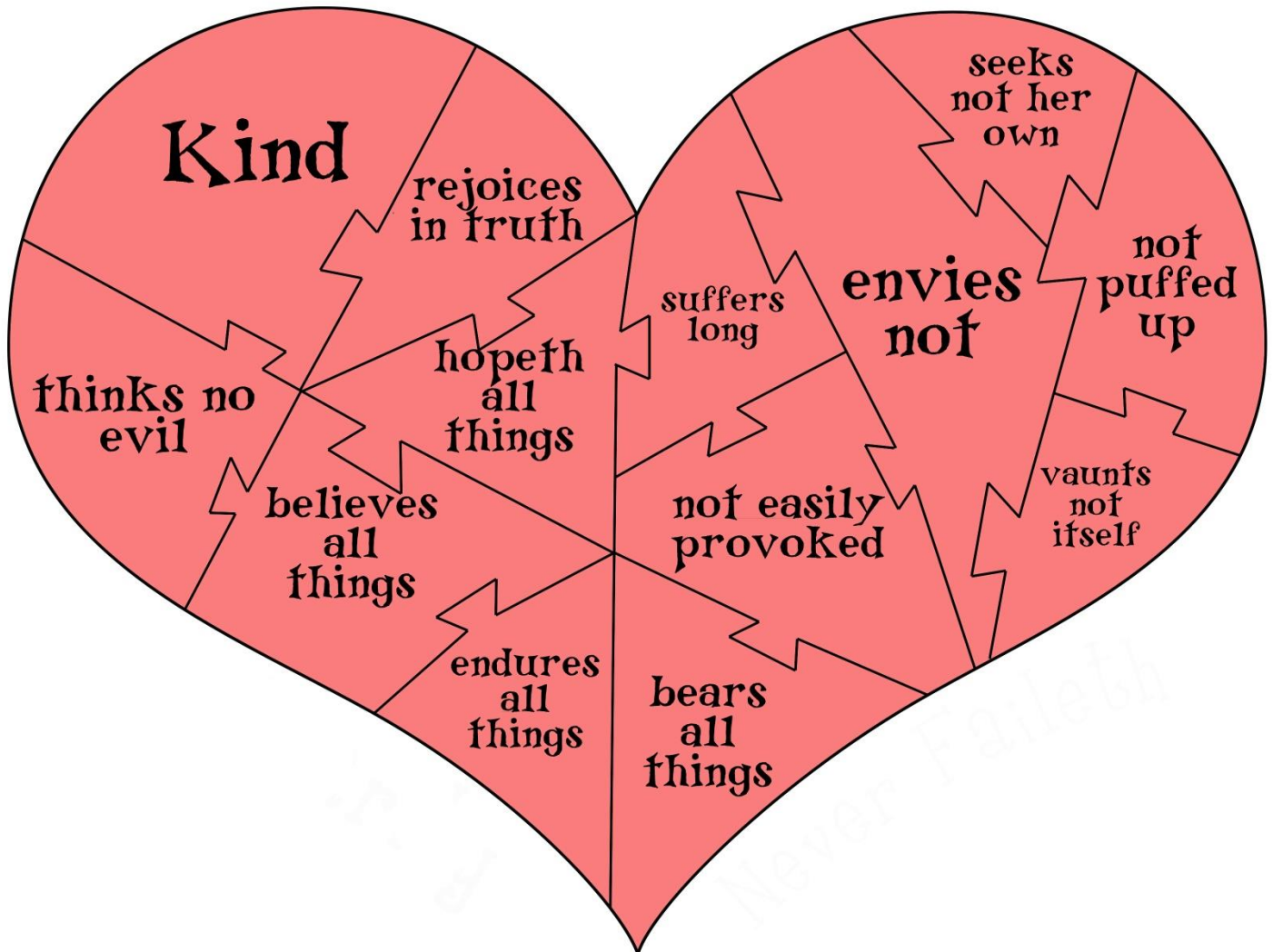


From <http://vitalmethod.co/rainbow-bright-coloring-pages/>

Body of Christ (Unity is not Sameness)



Charity Puzzle: Cut these pieces apart. Put them in a pile upside-down and take turns pulling out one piece at a time. As each piece is chosen, read it and talk about what it means. Look at the “Charity is the pure love of Christ” page and find the picture that represents that word or phrase. Place on the correct spots until heart is complete.



CHARITY

is the pure love of Christ

