

May 13-19 Matthew 19-20; Mark 10; Luke 18

"WHAT LACK I YET?"

1. Jesus Loves Children: Show/discuss video "Suffer the Little Children to Come unto Me" from lds.org: https://www.lds.org/media-library/video/2011-10-064-suffer-the-little-children-to-come-unto-me?lang=eng&_r=1.
 - Remind them that Jesus loves children and wants to bless them.
 - Show/discuss "I Know that My Savior Loves Me" song: <https://www.youtube.com/watch?v=CDyx2kayhGQ>
2. Children Can Strengthen Families: Show a family photo and Mom/Dad talk about ways kids have helped make our family great. Emphasize how much we love them, and that Jesus and Heavenly Father love them lots as well. They are an important part of our earthly and spiritual family.

*The Church's website had some AMAZING simplified ideas for teaching the Family Proclamation to kids and simple wording to use to explain this to kids.
(https://www.lds.org/children/resources/type/teaching-the-proclamation?lang=eng&_r=1).
The following proclamation activity ideas come directly from that, and the wording in the accordion book comes from there as well.*

3. Family Proclamation: Read/summarize the description of the proclamation found on the church's website and do the activity idea found here as well: <http://media.lds.org/pdf/magazines/ensign-january-2017/2017-01-23-teaching-the-proclamation-to-children-eng.pdf>.
4. Accordion Booklet: Cut out the booklet with pictures and use the tabs to glue the strips together. Cut on solid lines. Glue strips together with the tabs as indicated. Fold back and forth on the black dotted lines like an accordion.
 - Text for Accordion Booklet: Have these cut out and separated. Let the kids choose one out at a time. When they choose it, read the text and have them look at the pictures in the accordion book while you read to see if they can figure out which page that one goes along with. Discuss each one in as much depth as needed. After you've read and discussed it, help them glue it onto the correct page (text comes from lds.org).
 - Let them draw a family picture on the first page in the book.
 - Read the last page in the booklet, and remind them that the only reason we can actually be together forever is because of Jesus Christ.
5. Activity Ideas to Go Along with Accordion Booklet: Choose a few of the activity ideas (at the bottom of this lesson plan) that go along with the different parts of the Family Proclamation to do throughout the week (these also came directly from the Church's website).
6. Commandments/What Lack I Yet? In order to be a strong family, we have to do our best to follow the commandments. Which commandments could our family do better at? Summarize how a man in the scriptures asked Jesus, "What lack I yet?" In other words, he wanted to know what he should do better. Jesus gave him a specific answer that was meant just for him (in Mark 10:17-22). Nobody on Earth is perfect. Each of us has something specific we need to do better. Review the commandments as

well as things in the Family Proclamation and decide as a family something we want to work on being better at.

- **Temple Box Activity:** If time/interest, put the 3-D temple box together. Cut out the gospel standard cards. As you put the cards into the temple box, discuss how each standard can help strengthen us individually, as a family, and help us be worthy to go to the temple and be an eternal family.

7. **Sugar Cube Temples:** Heavenly Father Wants Us to Marry in the Temple and Have Eternal Families- Talk about the importance of temples and follow directions found here

<http://www.cranialhiccups.com/2012/04/sugar-cube-temples.html> to make temples out of sugar cubes. We'll probably use frosting instead of glue because I'm 100% sure my kids will want to eat these when they're done.

- Watch "I Love to See the Temple" video from YouTube (<https://www.youtube.com/watch?v=V9fS7ycmEzM>) to see what some of the different temples look like. Remind them of the blessings we can get from temples.
- Remind them that when they're older, if they choose to follow the commandments and get married in the temple, they can have their own eternal family.

Additional Ideas:

Message pouch for saying/doing nice things for family members: <https://www.lds.org/study/friend/2004/02/sharing-time-my-family?lang=eng>

Wind sock ways to strengthen family craft: <https://www.lds.org/study/friend/2008/05/i-have-a-family-here-on-earth?lang=eng>

Families can be together forever craft: <https://www.lds.org/study/liahona/2002/02/sharing-time-together-forever?lang=eng>

Super cute "I Love to See the Temple" visuals: <http://teachldschildren.com/2011/07/i-love-to-see-the-temple/>

Temple Board Game: <https://www.lds.org/study/friend/2009/08/the-temple-im-going-there-someday?lang=eng>

Family Proclamation Cootie Catcher: <https://www.scribd.com/presentation/202243476/Family-Proclamation-Cootie-Catcher>

Accordion Booklet: Cut on solid lines. Glue the different strips together with the tabs. Fold back and forth accordion-style on the black dotted lines.


**There is also a copy of this booklet with text and pictures together at the end of the lesson plan in case you just want it all together.*

(Stitch font from <https://www.fontspace.com/khryskreations/kbastitchintime>)



Glue tab #1 under this page ↓


Cut on this line as well ↓




Glue tab #3 under this page ↓

Glue tab #2 under this page ↓


8




5



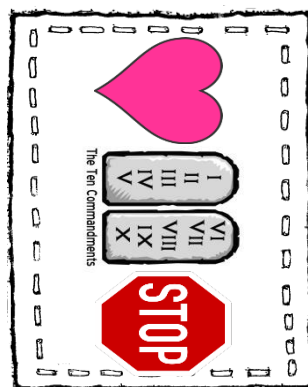
9



6



7



**Because of Jesus
Christ, we can live with
Heavenly Father and
our families forever
if we keep the
commandments.**



Text for Accordion Booklet: Have these cut out and separated. Let the kids choose one out at a time. Each time they choose one, read the text and have them look at the pictures in the accordion book while you read to see if they can figure out which page that one goes along with. After you've read and discussed it, help them glue it onto the correct page.

1) This proclamation was written to the world by the First Presidency and the Quorum of the Twelve Apostles. It teaches what Heavenly Father wants us to know about families. Heavenly Father wants men and women to be married and create families because families are one of the most important parts of the plan of salvation. Families help us reach our "eternal destiny," which is to learn and grow to become more like our Heavenly Parents.

2) Every single person on earth is an important child of Heavenly Parents. We can grow up to be like Them! Each person here on earth was created as a girl or a boy even before they were born. They are here as a girl or a boy for a reason. And after this life, they will continue to be a girl or a boy.

3) Before we were born on earth, we lived with Heavenly Father as His spirit daughters and His spirit sons. Heavenly Father told us He had a plan for us. In this plan we would get a body by being born on earth. We would have experiences that would help us grow. We could choose to learn and become more like our Heavenly Parents. One day we would return to Them. We loved Heavenly Father and accepted this plan.

4) Because we know about Heavenly Father's plan, we know we can be a family even after we die. In the temple, we make promises with Heavenly Father and learn how to be obedient. We can also be sealed as a family in the temple, which means that if we are faithful, we can live with Heavenly Father and our families forever.

5) Adam was the first man on earth, and Eve was the first woman on earth. They were husband and wife. God told Adam and Eve to start a family. Today, Heavenly Father still wants men and women to get married and have families.

6) One of the things men and women can do with their bodies is create babies together. This is a very beautiful, special power! It's a way men and women show they love each other. Heavenly Father says men and women should get married before they use this sacred power. Life is a wonderful gift. Having a body is an important part of God's plan for us.

7) Moms and dads are supposed to take care of each other and their children. This is very important to Heavenly Father because He loves His children! He wants parents to teach their children to love and serve each other, keep the commandments, and obey the law.

8) Heavenly Father teaches us how families can be the most happy. He says children should be born to moms and dads who are married, love each other, and teach about Jesus Christ. Faith, prayer, kindness, and having fun together can all make your family stronger. Fathers and mothers both do important things. They work together to care for their families. Even if life doesn't go as planned, we should do the best we can to have a happy family.

9) Heavenly Father knows how we treat our family. People who hurt their family members will have to answer to Him one day. Many prophets have taught that families are important. Families make neighborhoods and countries stronger. We should tell our government leaders that we care about families and ask them for help making our families as healthy and happy as they can be.

ACTIVITY IDEAS TO GO ALONG WITH ACCORDION BOOKLET FOR KIDS:

(from the Church's website)

PAGE #1: (Paragraph 1 in the grown-up version of the Family Proclamation)

Show your children pictures of your wedding or the wedding of grandparents or other couples in your family history. Tell your children the story of how you and your spouse met, or share other stories from family and friends. Invite your children to draw pictures of what they imagine their wedding and family will be like someday. Testify of the blessings that have come into your life because of marriage.

PAGE #2 (Paragraph 2 in Family Proclamation)

Give each child a piece of paper and invite them to fill it with a collage of pictures and words showing what makes them unique. They could cut pictures out of magazines, draw their own, or print pictures from online. Talk about how wonderful it is that people have different talents and interests. Point to two different tools that were used to create your collages—a pair of scissors and a bottle of glue, for example. Although these tools look different and do different things, they worked together to create something beautiful. Explain that boys and girls are created to be different, but neither one is better than the other. Men and women work together to create beautiful families.

PAGE #3 (Paragraph 3 in Family Proclamation)

Review the plan of salvation by labeling different places in your house as different parts of the plan (for example, pre-earth life, life on earth, spirit world, eternal life). As you move from place to place, talk about why that part of the plan is important. If possible, find a picture of Jesus Christ to take with you. At each stop, talk about why Jesus is important to that part of the plan and how He can help us get to the next place successfully. Talk about why Heavenly Father's plan is sometimes called the "plan of happiness."

PAGE #4 (Paragraph 3 continued in Family Proclamation)

Hang a picture of a temple somewhere in your home—cut a picture out of the Church magazines or draw a temple if you wish. Look at the picture as a family and talk about what you can do to live together with Heavenly Father someday. If you haven't already been sealed as a family, make a plan to get to the temple. If your family has been sealed, share your testimony of what happened on that special day, and set goals to continue making faithful choices. Visit FamilySearch.org and learn more about family members who have died. Talk about meeting them again someday. Are there any family members who need temple ordinances done?

PAGE #5 (Paragraph 4 in Family Proclamation)

Make a family paper-doll chain. Take a piece of paper and cut it in half lengthwise. Fold one of the half pieces accordion style into four sections. Draw a figure of a person on the top layer (you can use the template below if you'd like). Cut the figure out, being careful not to cut the ends of the arms, which will connect the figures together. After you unfold the chain, write something you love about your family on each of the figures (you may need to tape together several paper chains!). You could also write words that describe the kind of family you hope to have one day.

PAGE #6 (Paragraph 5 in Family Proclamation)

If possible, tell your children about the day they were born, and look at baby pictures if you have them. Tell your children how much you love them and that their Heavenly Parents love them too. If the time is right, be prepared to teach them, in an age-appropriate way, about sexual intimacy. Answer questions they have in an open, loving way. Play a game together that involves some sort of physical activity, and talk about the different, wonderful things our bodies can do. For example, you could play freeze tag. In order to be "unfrozen," a player has to say something they like about what their body can do.

PAGE #7 (Paragraph 6 in Family Proclamation)

Paper Chain with Ways to Strengthen Family:

<https://www.lds.org/bc/content/ldsorg/children/resources/topics/family/Strengthening-My-Family-2004-06-friend.pdf>

Draw these three large shapes on pieces of paper or a whiteboard: (1) an outline of a heart, (2) an outline of the commandment tablets, and (3) an outline of a stop sign. Talk about the different ways your family shows love, keeps the commandments, and obeys the law. Write or draw your answers in the matching shape. With a different color pen, write or draw goals your family could work toward in each area

PAGE #8 (Paragraph 7 in Family Proclamation)

Explain what “wholesome recreational activities” are, and then go do something fun!

PAGE #9 (Paragraphs 8 and 9 in Family Proclamation)

Learn about who your local government leaders are. Write them a letter asking for something that would help your family or thanking them for something that already does. For example, you could thank them for a park near your home, or ask them for more family-friendly community activities. What have you learned about the family proclamation this year?

Temple Box Activity: Instructions:

Glue the image to heavier paper.

Cut out the temple on the solid lines, fold on the dotted lines, and glue the tabs to the inside of the walls to form a box. (The temple should be at the front of the box.)

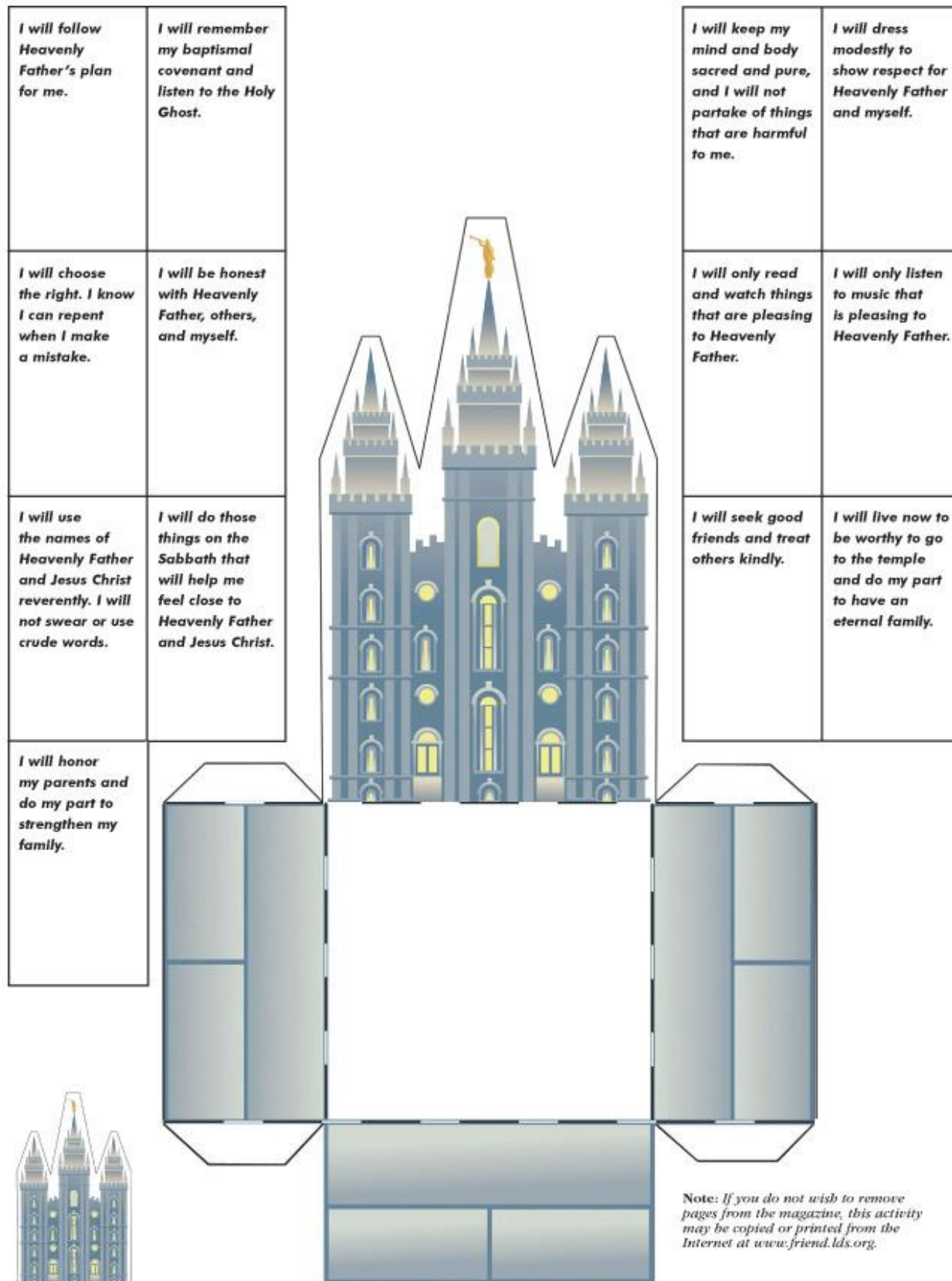
Cut out the My Gospel Standards cards, and place them inside the temple box.

Game:

Choose a gospel standard from the box, read it, and decide what you can do to live the standard. In family home evening, share how living this standard can prepare you to enter the temple someday.

Source: Linda Christensen, "I'll Prepare Myself While I Am Young," Friend, Jun 2008, 16–18

(may be reproduced) from <http://www.mormonshare.com/lds-clipart/temple-box-activity>



The Family: A Proclamation To The World For Kids


2) Every single person on earth is an important child of Heavenly Parents. We can grow up to be like Them! Each person here on earth was created as a girl or a boy even before they were born. They are here as a girl or a boy for a reason. And after this life, they will continue to be a girl or a boy

My Family Picture:


3) Before we were born on earth, we lived with Heavenly Father as His spirit daughters and His spirit sons. Heavenly Father told us He had a plan for us. In this plan we would get a body by being born on earth. We would have experiences that would help us grow. We could choose to learn and become more like our Heavenly Parents. One day we would return to Them. We loved Heavenly Father and accepted His plan.

1) This proclamation was written to the world by the First Presidency and the Quorum of the Twelve Apostles. It teaches what Heavenly Father wants us to know about families. Heavenly Father wants men and women to be married and create families because families are one of the most important parts of the plan of salvation. Families help us reach our "eternal destiny" which is to learn and grow to become more like our Heavenly Parents.

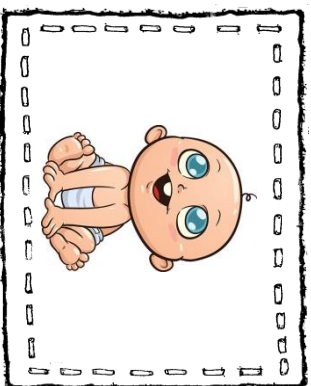
4) Because we know about Heavenly Father's plan, we know we can be a family even after we die. In the temple, we make promises with Heavenly Father and learn how to be obedient. We can also be sealed as a family in the temple, which means that if we are faithful, we can live with Heavenly Father and our families forever.




5) Adam was the first man on earth, and Eve was the first woman on earth. They were husband and wife. God told Adam and Eve to start a family. Today, Heavenly Father still wants men and women to get married and have families.



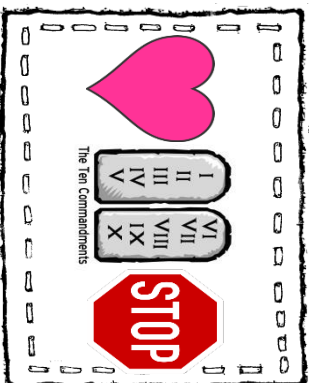
8) Heavenly Father teaches us how families can be the most happy. He says children should be born to moms and dads who are married, love each other, and teach about Jesus Christ. Faith, prayer, kindness, and having fun together can all make your family stronger. Fathers and mothers both do important things. They work together to care for their families. Even if life doesn't go as planned, we should do the best we can to have a happy family.



6) One of the things men and women can do with their bodies is create babies together. This is a very beautiful, special power! It's a way men and women show they love each other. Heavenly Father says men and women should get married before they use this sacred power. Life is a wonderful gift. Having a body is an important part of God's plan for us.



9) Heavenly Father knows how we treat our family. People who hurt their family members will have to answer to Him one day. Many prophets have taught that families are important. Families make neighborhoods and countries stronger. We should tell our government leaders that we care about families and ask them for help making our families as healthy and happy as they can be.



7) Moms and dads are supposed to take care of each other and their children. This is very important to Heavenly Father because He loves His children! He wants parents to teach their children to love and serve each other, keep the commandments, and obey the law.



Because of Jesus Christ, we can live with Heavenly Father and our families forever if we keep the commandments.