

February 11-17 John 2-4

"YE MUST BE BORN AGAIN"


1. Heavenly Father Shows His Love for Me Through Jesus Christ: Ask them to bring you their favorite teddy bear (or blanket or whatever toy is their current favorite). Have them tell you why they love this teddy bear/toy/blanket. Ask them if they'd let you keep it for 5 minutes? 10 minutes? A whole day? A whole week? A year? Would that be hard to give this up for that long? Why?
 - Tell them you're going to read some scriptures about something Heavenly Father had that He loved just as much as they love their teddy bear/toy/blanket. Have them pay close attention to see if they hear clues to help them figure out who/what it was that Heavenly Father gave to us even though he really, really loved them.
 - Read John 3:16-17. Have them repeat the first part of it: "For God so loved the world that he gave his only begotten Son." Explain what this means and how hard that must have been for Heavenly Father to send his Son that He loved lots to the world, especially when He knew that some people in the world wouldn't be nice to Him.
 - Why did God decide to give Jesus to the world? Because He loves us! Repeat the phrase: "For God so loved the world that he gave his only begotten Son."
2. Jesus Heart Pictures- What are some things Jesus did while He was on the Earth that help us know that He and Heavenly Father love us? Have the pictures cut out and put in a paper bag. Either tape a chocolate hug/kiss onto each of the papers or have them in a bowl by the bag. Have the kids draw pictures out of a paper bag one at a time. As they pull each one out, have them explain how that picture helps us know that Jesus loves us and others around us. Once they've explained it, they can eat the hug/kiss with it. Do you think Heavenly Father and Jesus would want to give you a real hug if they could?
 - Once all of the pictures have been drawn out, staple them together into a little mini booklet with the "Heavenly Father and Jesus Love Me" title page on front. Then they can take their booklet to church to help them think about Jesus during the sacrament.
3. Perish pictures
 - Read the last part of John 3:17 again: "...whosoever believeth in him (Christ) should not perish, but have everlasting life."
 - John 3:17 Did God send Jesus to Earth to tell people how bad they are and to tell them He doesn't want to be with them (to condemn them)? No. He sent Christ to save us. All we have to do is look.

- Show the “perish” pictures to help explain what it means. Which pictures show things that are “perishing”? Which ones are not perishing? Explain that if we believe in Christ, he’ll help our spirits to be strong and not “perish.” Clarify that perishing doesn’t mean our bodies will actually wither and die. 😊 It means our spirit becomes weak (not strong).
- 4. Moses lifted up the serpent (look to Christ)-
 - Show the picture and read/summarize/discuss John 3:14-15 and talk about how the serpent that Moses held up helped people to be healthy and not “perish.” This reminds us that looking to Christ will help you to not perish (it will help our spirits be strong instead of weak).
 - We know that Heavenly Father and Jesus love us. Is it important for us to look to them and love them too? Why? What are some ways we can “look” to them and show them that we love them?
 - Where are pictures of Christ in our house? Walk around and point out where they are. What should we think of when we look at them? When are some times at home or at other places that we can look at/think of Christ?
- 5. Woman at well story
 - Show the picture and read/summarize John 4:1-14.
 - Christ’s gospel is the living water that makes our spirits strong/healthy. If we believe in Christ, we won’t perish but have everlasting life.
- 6. Kool-Aid Wine Miracle (John 2:1-11)
 - Follow instructions from this website to use Kool-Aid drops in the bottom of a pitcher to act out the wine miracle while reading from John 2:
<http://easybreezysundayschool.blogspot.com/2016/01/jesus-turns-water-into-wine.html?m=1>
 - Jesus showed others He loved them. Did he perform the miracle just because he wanted a drink? (No.) It was to be kind to others. How can we show people we love them too and be kind to them?
- 7. Heart notes- Color/write nice notes to give to people with a treat to show them that we love them. Maybe make heart-shaped sugar cookies to give out with them?

Additional Ideas:

Free printable book <https://www.teacherspayteachers.com/Product/FREE-Jesus-turns-water-into-Wine-All-About-Series-PreschoolKinder-4019657>


Jesus Heart Pictures:



+++

Jesus was born in a stable because He loves us.

ProjectsForPreschoolers.com Illustrations by Jen Goode © JGoode Designs
© All Rights Reserved - for personal use only




Jesus got baptized because He loves us and wanted to show us how to obey God.

ProjectsForPreschoolers.com Illustrations by Jen Goode © JGoode Designs
© All Rights Reserved - for personal use only




Jesus created the Earth because He loves us.

ProjectsForPreschoolers.com Illustrations by Jen Goode © JGoode Designs
© All Rights Reserved - for personal use only



Jesus teaches us because He loves us.

ProjectsForPreschoolers.com Illustrations by Jen Goode © JGoode Designs
© All Rights Reserved - for personal use only




Jesus wants us to grow so he offered to lead us by example because He loves us. Heavenly Father was willing to send Jesus to Earth because He loves us.

ProjectsForPreschoolers.com Illustrations by Jen Goode © JGoode Designs
© All Rights Reserved - for personal use only




Jesus heals us because He loves us.

ProjectsForPreschoolers.com Illustrations by Jen Goode © JGoode Designs
© All Rights Reserved - for personal use only



Jesus suffered and prayed for us because He loves us.

ProjectsForPreschoolers.com Illustrations by Jen Goode © JGoode Designs
© All Rights Reserved - for personal use only



Jesus died for us because He loves us.

ProjectsForPreschoolers.com Illustrations by Jen Goode © JGoode Designs
© All Rights Reserved - for personal use only

Heavenly Father and Jesus Love Me

ProjectsForPreschoolers.com Illustrations by Jen Goode © JGoode Designs
© All Rights Reserved - for personal use only

Perish Pictures:



Moses lifted up the serpent (look to Christ):



Woman at the Well:



Wine Miracle:



Heart Notes:

