

December 31-January 6

WE ARE RESPONSIBLE FOR OUR OWN LEARNING

1. John 1:38 "What seek ye?" Jesus asked people in the scriptures this. Explain what "seek" means.
 - What are some things you look for (seek) when you're at the grocery store? At the park? At Chick-Fil-A? etc.
 - What do you think we should be looking for every day? Show a picture of Jesus. Can we actually see Him here in our home or at the park, etc.? No, but while we're alive we should be looking for ways to learn more about Him and follow Him. When we try to learn more about Him and try to be like Him, it helps us be happy.
2. Scripture Game: How can we learn more about Jesus? Read/summarize John 5:39. Tell them we're going to play a game. Open the scriptures to pages where you've highlighted Jesus Christ's name and have them count how many times they see the yellow highlights on each page. See who can find the most colored highlights on a page. Talk about how the scriptures testify (teach) us about Jesus. Share how they've helped you learn more about Him and taught you to try to be more like Him. Mom/Dad share some favorite verses about Jesus and discuss with family.
3. Testimony Pictures: Tell them you're going to show pictures to represent different things Mom/Dad have a testimony of (explain what a testimony is) (Jesus, Heavenly Father, scriptures, prophet, Holy Ghost, prayer, etc.). Have all of the pictures cut out and turned upside-down. Take turns trying to find matches. As they find matches, ask what they think the picture shows, and spend some time having Mom/Dad explain why we have testimonies of each thing. Ask them if they think these things are important. How can you get a testimony of these things for yourself?
 - Show pictures of Alma and Nephi. Explain that they were amazing people in the scriptures that did some pretty cool things. Share/summarize 1 Nephi 10:17-19 and Alma 5:45-46 and talk about how they prayed to learn these things for themselves. Encourage them to say their own prayers to help them get testimonies of Jesus and all of these things that you have a testimony of so they can be strong just like Alma and Nephi. Let them know that you will pray to strengthen your own testimony as well.







4. “Funny Scriptures”- Tell them we’re going to read some “funny” scriptures. Read or summarize Luke 11:9-13. Act them out by telling them to ask Mom/Dad for bread first. Mom/Dad will give a rock instead of bread. Laugh about how silly that is. Follow the same process with them asking for a fish and getting a serpent, and then asking for eggs and getting a scorpion.
- Would Mom/Dad give you something bad if you asked for something good? Why not? (because we love you!)
 - Would Heavenly Father give you something bad if you asked Him for something good? Why not? (because He loves you!)
 - If you pray and ask Heavenly Father to help you learn about Jesus, do you think He’ll help you? Why? (because He loves you!)
5. Play-Dough: Everyone make play-dough sculptures of things that they love (donuts, swings, whatever). Talk about how in 1 Corinthians 2:9, it says eye hath not seen the things which God hath prepared for them that love him. This means that if we love God and try to learn more about Him and Jesus, He will give us blessings that are so big and even better than (donuts, swings, whatever they made out of play-dough).
6. Treat: Have all of the ingredients for cookies sitting in a bowl, unmixed. Ask if these look like good cookies? (no). We have to DO something to make these good cookies (stir and bake them). Will our hearts be able to learn about Jesus if WE don’t DO things? What things can we DO to help us have a good testimony of Jesus?
- If time/interest: Show video clip of the Parable of the Ten Virgins while cookies bake.*

Additional Ideas:


*D & C 58:26-28 Read and talk about the word “slothful.” Show a picture or short video clip of a super slow/lazy sloth. Ask if we should be like a sloth when we try to learn more about Jesus and improve our testimony. What animal would be a better one to compare to what it should look like as we try to learn about Jesus and do good things in our lives?

*Play “Hide and Seek” to remind them what the word “seek” means.

Testimony Pictures (glue on construction paper and cut apart for memory game)




Funny Scriptures:



Alma



Nephi



Nephi Rebuking His Rebellious Brothers, by Arnold Friberg, © 1951 IR

January 7-13 Matthew 1, Luke 1

"BE IT UNTO ME ACCORDING TO THY WORD"

- 1. Elisabeth and Zacharias:** Ask if they remember the “funny scriptures” from last time and remind them what it meant. If we pray and ask God for something good, will he give us something bad? (No, because He loves us!) Show the picture of Zacharias and Elisabeth and summarize the story. Talk about how even though they had to wait for a long time, God gave them what they prayed for.
- 2. Mary Puzzle :** Tell them that you’re now going to learn about another really cool person, but they’re going to do a puzzle to see if they can guess who it is. Have the Mary picture pieces cut out and put in a paper bag. Without looking, the kids will pull one piece out at a time. As they pull each piece out, have them find the matching number on the white chart. Before you tape the piece on the number where it belongs, read the hint for that number and talk about what it means (She was afraid of the angel...are you ever afraid of things too? She said she would do what the Lord wanted her to do....what are some things the Lord wants you to do, and are they hard to do sometimes? etc.). Once the puzzle’s all put together, summarize who Mary was and what the scriptures say about her.
- 3. Joseph Puzzle:** Same thing as what we did for Mary.
- 4. Jesus:** Tell them we’re going to talk about one more VERY important person and show a picture of Jesus. Ask who His mother was (Mary). Ask who His father was (Heavenly Father). Explain that even though Joseph got to raise Him and take care of Him while He was on this Earth, Heavenly Father is His Father. Tell them that the Bible tells us what Mary said about Jesus.
Read/summarize/discuss Luke 1:46-55. Share testimonies about Jesus and why He’s so important.
- 5. Brownie Review:** Everyone takes turns rolling a die. For whatever number you roll, look at the “Review Questions” chart and ask the question that goes with that number. If you get the question right, you can add one ingredient to a bowl to make brownies (or cookies or whatever else sounds good). Keep going until all of the ingredients are in and then make brownies.

Elisabeth and Zacharias



Mary Puzzle (pieces to cut apart and put in paper bag)



Mary Puzzle: DON'T cut this one apart. Tape picture pieces onto this sheet as they're pulled out of the bag.

1

Hint: An angel told her that "the Lord is with thee." (Luke 1:28)

2

Hint: She was scared when an angel came to her, and the angel told her to "Fear not." (Luke 1:30)

3

Hint: An angel told her she was going to have a son named Jesus.(Luke 1:31)

4

Hint: She was Elisabeth's cousin.(Luke 1:36)

5

Hint: An angel told her, "For with God nothing shall be impossible." (Luke 1:37)

6

Hint: She told an angel, "Be it unto me according to thy word." (Luke 1:38)

7

Hint: She said, "My spirit hath rejoiced in God my Savior." (Luke 1:47)

8

Hint: She said, "He that is mighty hath done to me great things, and holy is his name." (Luke 1:49)

Joseph Puzzle (To cut and put in bag)



Joseph Puzzle (To tape puzzle pieces onto)

1

He was engaged to Mary. (Matthew 1:18)

2

An angel told him, "Fear not to take unto thee Mary thy wife: for that which is conceived in her is of the Holy Ghost." (Matthew 1:20).

3

An angel told him his wife would bring forth a son named Jesus who would save his people from their sins. (Matthew 1:21)

4

He "did as the angel of the Lord had bidden him." (Matthew 1:24)

Review Questions:

A single black dot inside a light gray rounded square.

What did Elisabeth and Zacharias pray for? Did Heavenly Father give them what they asked for?

Two black dots inside a light gray rounded square.Two black dots inside a light gray rounded square.

Who told Mary she was going to have a son named Jesus?

Three black dots inside a light gray rounded square.Three black dots inside a light gray rounded square.Three black dots inside a light gray rounded square.

What kind of person was Mary? What kind of person was Joseph?

Four black dots inside a light gray rounded square.Four black dots inside a light gray rounded square.Four black dots inside a light gray rounded square.Four black dots inside a light gray rounded square.

Does Heavenly Father love you?

Five black dots inside a light gray rounded square.Five black dots inside a light gray rounded square.Five black dots inside a light gray rounded square.Five black dots inside a light gray rounded square.Five black dots inside a light gray rounded square.

Does Jesus love you?

Six black dots inside a light gray rounded square.Six black dots inside a light gray rounded square.Six black dots inside a light gray rounded square.Six black dots inside a light gray rounded square.

Why is Jesus important? How can we learn more about Him?

January 14-20 Luke 2, Matthew 2

WE HAVE COME TO WORSHIP HIM

1. Jesus Christ was Born in Humble Circumstances: Show pictures of the hospital, mansion, castle, and stable. Ask which of these places looks like the coolest place to go to. Then ask which place looks like a place where someone very important would be.
 - Tell them you're going to read some scriptures and they need to pay close attention to see if they hear clues to help them figure out which picture the scriptures are talking about. Read Luke 2:1-7 and help them figure out which picture goes with it (the stable). Then ask who the very important person was that was born in the stable.
 - Show pictures of the kids in the hospitals they were born in. Talk about how different the birth of Jesus was. Do you think the manger was comfortable/warm? Etc.
2. Show and discuss the video "The Nativity" (lds.org).
3. Teddy Bear Theater: Use props with teddy bears/dolls to act out the story of the birth of Jesus. Read Luke 2:8-38 (cut out parts if needs to be shortened) and Matthew 2:1-12 and have the kids listen as you read so they can act out the different parts with the teddy bears.
4. Even as a Youth, Jesus was Focused on Doing His Father's Will: Show some fun pictures of the kids that we have (birthdays, funny stuff they've done, etc.). Ask if they think Jesus was ever a kid. What do you think he was like? Tell them that the scriptures have one story about him from when he was young. Read/summarize/discuss Luke 2:40-52 and show the picture of Jesus at the temple. What was he like as a young man? What did he mean when he said he was doing His Father's business? Who is his Father?
 - What are some ways we can do Heavenly Father's work? (sharing toys with sister, writing notes to family, complimenting people, being polite, etc) Show the "I'm Trying to be Like Jesus" chart with stars and hang it up somewhere in the house. Explain that each time they do something that could be considered doing Heavenly Father's business this week, they can color one of the stars on the chart.
5. Treat: Read the M and M poem and show how the M changes when you turn it.

Pictures for Jesus was Born in Humble Circumstances:




Teddy Bear Theater Props:

Shepherd Canes:



Angel Halo:



Star:



Wise Men:



Gold

Frankincense

Myrrh

Mary and Joseph:


Put dish cloths or something like that on head

Even as a Youth, Jesus was Focused on Doing His Father's Will:



Chart to hang up and color throughout the week (color in a star each time they do something that is doing Heavenly Father's business):

I'm Trying to be Like Jesus



M & M

Christmas poem

As you hold these candies in your hand
and turn them you will see,
the "M" becomes a "W", an "E", and
then a "3".



E is for the East where the star
shone so bright.



M is for the manger where the baby
Jesus slept at night.



3 is for the wisemen bearing gifts,
with which they came.



W is for worship, Hallelujah!
Praise his name!

January 21-27 John 1

WE HAVE FOUND THE MESSIAH

1. Hidden Picture Game: Print up a few pictures of relatives or other people that the kids know well (grandparents/aunts/uncles/cousins/maybe even Cookie Monster?) to hide in the living room. Don't let them see these pictures at first. Choose one family member at a time to go out of the living room while the rest of the family chooses one picture to hide somewhere in the room. When the person comes back into the living room, give them hints about the person they're looking for before they start looking (It's someone who lives in Kaysville/always gives you suckers/knows Spanish/eats lots of cookies/etc.) to see if they can guess who it is they're supposed to find. Then let them start searching, and tell them if they're hot or cold to help them find it.
 - After the last relative picture, hide a picture of Jesus somewhere in the room and follow the same process. Possible hints could be: It's someone who healed many people when He was on the earth. It's someone who has made many miracles happen. It's someone who loves you very much. It's someone who made it so we can live together as a family forever. Etc.
 - Explain that when Jesus lived on the Earth over 2,000 years ago, not everyone knew exactly who He was or where He was at first. Lots of people had been waiting for Him to come to earth, but how do you think they knew it was really Him when He came? Did other people say "hot/cold" to let them know if they'd found Jesus?
 - Summarize how some people chose to "come and see" Jesus in the end of John 1. Can we see where Jesus lives right now? How can we "come and see" him now? How can we feel if we're close to Him? Do people tell us we're "hot/cold?" How can we help others "come and see" Jesus?
2. Who Was John? Talk about people we know who have gone on missions. Why did they choose to go on missions? How long do they go for? Show some pictures of Mom/Dad/other family members on missions and maybe share a few quick stories. Explain that there was a guy named John who loved teaching people about Jesus so much that he asked to be able to stay alive for thousands of years so he could teach lots of people about Jesus. Explain that he also wrote some scriptures in the Bible to help teach us about Jesus.

3. Musical Envelopes: Have four numbered envelopes with the different pictures/activities inside of them. Maybe throw some small candy/snacks into each of the envelopes as well to help keep their interest? Sit in a circle and explain that each envelope has something in it that John taught about Jesus. Play some primary songs about Jesus while everyone passes the envelopes around in the circle. When the song gets to the end of a verse, pause it, and whoever has #1 will open it up. Look at the picture/talk about the concept. Then play another verse/song and follow the same process until they're all open. Share testimonies of Jesus and how important He is.
4. If time/interest: Show picture and read/summarize "Jesus Christ Chosen as Savior" from Gospel Topics on LDS.org. Explain what premortal life means. Spend time talking about what it must have felt like to live with Heavenly Father and how we all "shouted for joy" (Job 38:7) when we learned about Heavenly Father's plan for us. How do you think we felt when Jesus offered to be our Savior and take away our sins?

<https://www.lds.org/study/manual/gospel-topics/jesus-christ-chosen-as-savior?lang=eng>

5. Craft: Buy sun catcher kit from Hobby Lobby (\$5.99 for a 12-pack and even cheaper with the 40% off coupon) ☺

<https://www.hobbylobby.com/Crafts-Hobbies/Kids-Crafts-Activities/Crafts/Group-Pack-Suncatcher-Activity-Kit/p/24437>

Have them choose their favorite things from the kit to paint.

Remind them: Who created flowers/fish/etc.?

Hang them somewhere where the light shines on them.

Remind them: Who is the Light of the World?

Envelope #1: (show picture, read scripture, ask questions with it)



Read John 1:14

14 And the *same word* was made flesh, and dwelt among us, and we beheld his glory, the glory as of the Only Begotten of the Father, full of grace and truth.

This scripture explains that Jesus had flesh. What is flesh? Do we have flesh?
If Jesus gave you a hug, would you be able to feel it?

Envelope #2:



What do you think this picture shows? Who is it and what do you think he is doing?

Read John 1:3. Explain that when it says “him,” it’s talking about Jesus.


3 All things were made by him; and without him was not anything made which was made.

What are some things on Earth that Jesus made? What’s your favorite animal He made? What’s the prettiest thing you think He made? Etc.


Read and talk about mini book “Jesus Christ Created the World for Me.”

mini book to make and put in envelope #2:


Jesus created the sun.




He created the moon and the stars.



He created the plants.



He created the animals.



Jesus Christ
Created
the
World
for Me

4. Put tape or glue on this panel


1. Fold in half along this line

2. Fold along this line

3. Fold along this line

5. Fold along this line

He created the birds.



Envelope #3:



Read John 1:4-10

What does it mean when it says that Jesus is the Light?

Take a flashlight into a dark room. How does it feel when the lights are off and it's dark? How does it feel when you turn the flashlight on and can see again?

Is life scary sometimes? Can Jesus help make you happy if you feel scared? How can Christ be like a light in our life when things feel dark?

Envelope #4:



Read John 1:29

29 ¶ The next day John seeth Jesus coming unto him, and saith, Behold the [Lamb](#) of God, which taketh away the [sin](#) of the world.

What does it mean when it says Jesus took away the sin of the world?

Spend some time talking about this and explain how everyone can be forgiven of their sins because of what Jesus did for us.